

Northern Compass

For Northern youth thinking about their next steps

Overview of Today

**Making decisions
about PSE**
(post secondary education)

Money Matters
Budgeting, SFA, Funding,
Scholarships

**Housing and
Student Life**

**How Northern
Compass can help**

What is important to you right now?

What do you want for yourself in the next year? Next 3?

What are you interested in? What careers are you curious about?

If you had unlimited time and money, what would you want to be an expert in?

What are your strengths?

What kind of place do you want to live in? A big city? A small town? Close to home?



Questions to start asking yourself

PSE 101 | Why go to Post-Secondary?

- ❖ Learn! About a subject area, about yourself, and about others.
- ❖ Gain independence, go out on your own
- ❖ Meet people
- ❖ Experience “college life”
- ❖ Get the qualifications for a certain career
- ❖ Increase the chance of making more money
- ❖ Figure out what you want to do
- ❖ Try out living somewhere new

College, University, Trades, On-the-job training

College

- 1-4 years
- Career-focused, practical skills
- Lectures, class discussions, group work, labs, presentations, real-life projects
- Ex: Early Childhood Education, Animation, Respiratory Therapy Technician

Trades Apprenticeship

- 2-5 years, can start in high school
- Working with your hands, troubleshooting, problem solving
- Mix of on-the-job training and technical training “in-class” periods
- Ex: electrician, carpenter, welder

University

- 3-5 years
- Reading, writing, critical thinking, working independently
- Lectures, labs, group projects, research projects and essays
- Ex: Engineering, teacher, chemistry

On-the-job Training

- No set time
- Done to prepare for a job or during a job
- A course, certification, or learning from a co-worker
- Ex: CPR, First Aid, Food Handling Safety, Customer Services

Choices during a pandemic

Challenges

- ❖ Uncertainty,
- ❖ Change,
- ❖ Different services and resources,
- ❖ Expenses,
- ❖ Isolation,
- ❖ Relying on internet

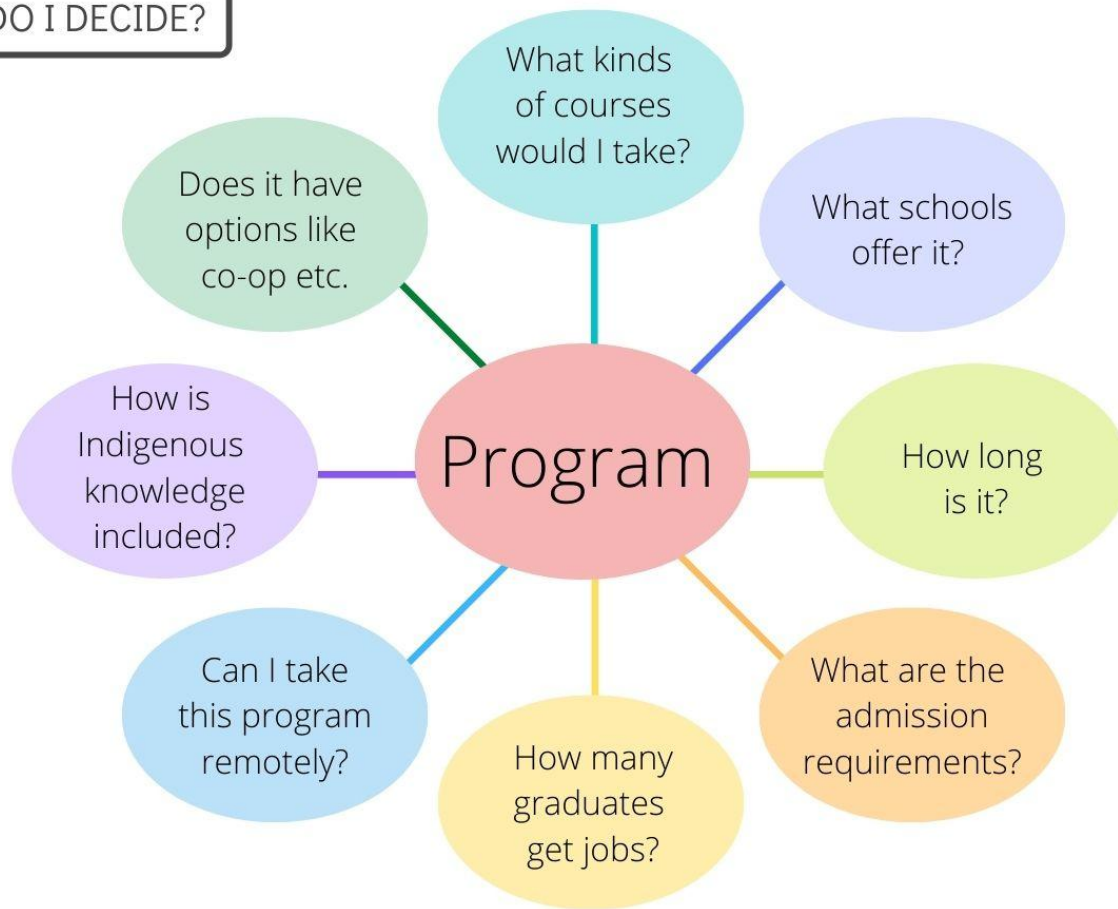
Opportunities!

- ❖ Flexibility,
- ❖ More options,
- ❖ Access from home,
- ❖ New ways of learning and doing,
- ❖ Push for better tech access

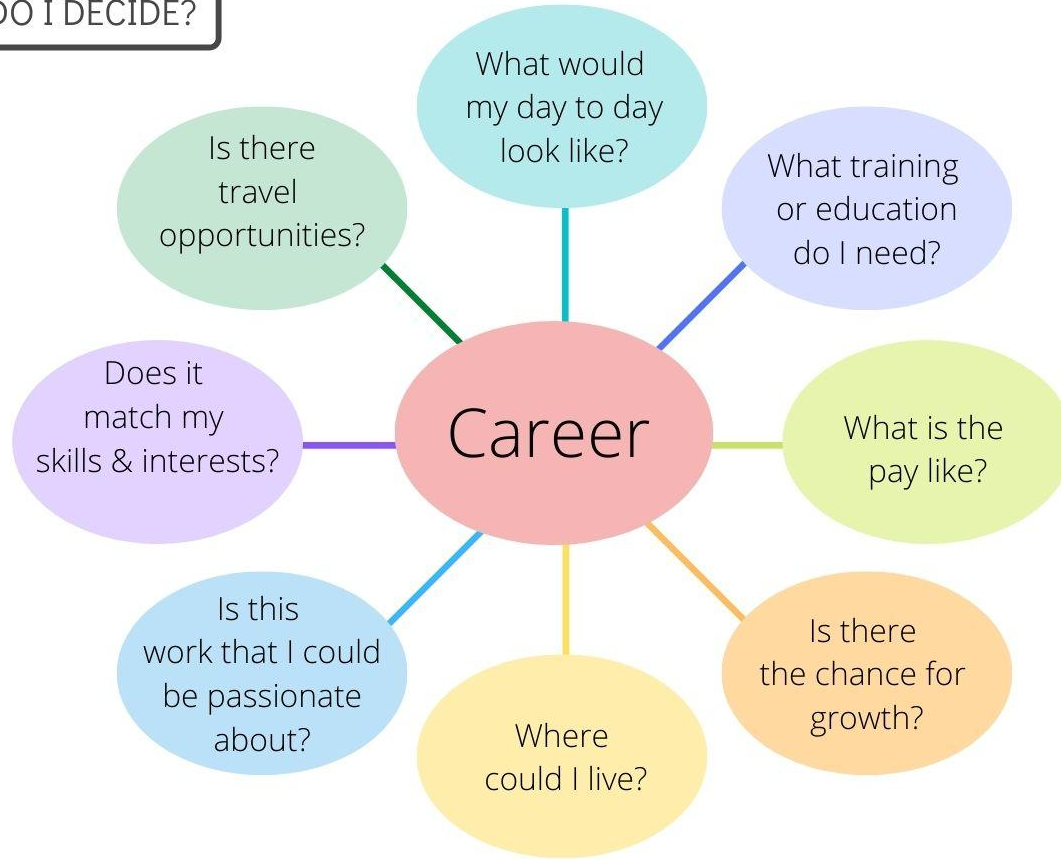
HOW DO I DECIDE?



HOW DO I DECIDE?

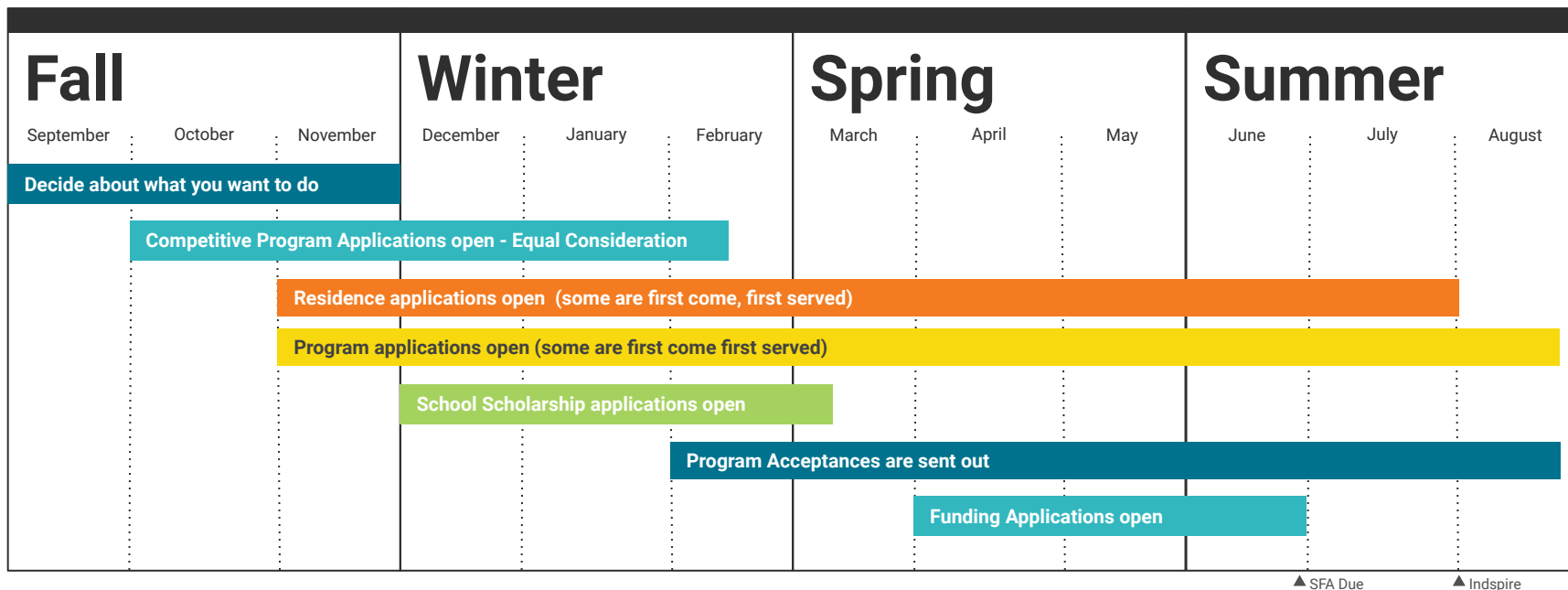


HOW DO I DECIDE?



Timeline and Deadlines

*Example for a Fall start**



*Based on MRU's 2022 calendar, college timelines are often a bit more flexible

Where can you find info about a specific school or program?

**Family
Friends
Community**

**People in the job
you might want**

**Google/online
searches**

School websites

Viewbooks

**School
recruiters**

**Northern
Compass**

**Your school,
teachers, or
counsellors**

How to apply for school

- ❖ Either through the school directly or through a provincial application centre ie ApplyBC
<https://apply.educationplannerbc.ca/>
or ApplyAlberta
<https://applyalberta.ca/>
- ❖ Usually \$100 application fee to apply to up to 5 programs at 3 different schools
- ❖ Apply by December for university or February for college for a September start for equal consideration



Tip: NYA and other people can help you with applications!

Sample Program Application Form

PERSONAL INFORMATION

Last Name	First Name	Middle Name
Preferred name? (if applicable)		

PERMANENT ADDRESS (print clearly)

Street/Box Number	E-Mail:
City / Province	Postal Code
Telephone – Home	Telephone – Cellular or Business (please circle)
Birthday (day / month / year)	Marital Status: Dependants:
What First Nation or Métis Area are you from?	Do you need to find childcare? <input checked="" type="radio"/> YES <input checked="" type="radio"/> NO
<input type="checkbox"/> First Nations <input type="checkbox"/> Métis <input checked="" type="checkbox"/> Inuit <input type="checkbox"/> Non-Status	Do you intend to apply for funding? <input checked="" type="radio"/> YES <input checked="" type="radio"/> NO
Emergency Contact:	If yes, to whom?
Name :	Phone(s):

How did you hear about the Indigenous University Bridging Program?

When was the last time you attended school and where? What level / grade did you achieve?

Have you ever experienced difficulty learning? Explain.

What future post-secondary **credit** program are you aiming for? (ie. Nursing, Education)

Where is the program offered?

After You Apply

- ❖ Make sure that you check your email regularly.
- ❖ Save money. You will likely qualify for funding, but this may not cover all of your costs, and you may have to pay for some things before you receive funding.
- ❖ Think about where you want to live. Do you need to look for housing or apply for residence?
- ❖ When you receive an offer that you want to accept there will be some forms to fill and steps to take.
- ❖ The school will normally ask for a deposit. Often if you cannot pay this right away you can get this delayed.
- ❖ Deposits that you do pay will not be given back to you if you choose not to attend.

Money Matters - What will your costs be?

Tuition and fees	Housing	Travel
Books	Laptop, phone, supplies	Transit
Spending Money	Childcare	Food

Some ways to cover costs

- ❖ SFA/FANS
- ❖ Regional funding (Kakivak Association, Tlicho ONE)
- ❖ UCEP eligible programs
- ❖ Scholarships/Bursaries
- ❖ Personal savings
- ❖ Working
- ❖ Loans/Line of credit
- ❖ Help from family/community
- ❖ Emergency Funds or services

Keep in mind....

- ❖ Application due dates
- ❖ Filling out forms can take longer than you planned
- ❖ Timeline: applying to and receiving funds takes time, and may come later than you think

Sample Funding Form



Government of
Northwest Territories

Income Security Programs

APPLICATION FOR FULL-TIME STUDENT FINANCIAL ASSISTANCE

YOU MUST SUBMIT AN APPLICATION EVERY YEAR

Your academic year begins:	August 16- September 30	January	All Other Months
Your application deadline is:	June 30	October 31	One Calendar Month Prior

1 STUDENT INFORMATION

Last Name		First Name	
Middle Name(s)		Previous Last Name(s)	
Permanent Address in the NWT			
Current Mailing Address			
Community		Territory/Province	Postal Code
Telephone		Email Address (Print clearly)	
Social Insurance Number		Place of Birth	Date of Birth- YY/MM/DD
Gender	Citizenship	Current Marital Status	
<input type="radio"/> Female <input type="radio"/> Male	<input type="radio"/> Canadian Citizen <input type="radio"/> Permanent Resident <input type="radio"/> Other (Explain): _____	<input type="radio"/> Single <input type="radio"/> Married <input type="radio"/> Common Law <small>(Living together for 12 continuous months)</small>	
Have you ever claimed bankruptcy? <input type="radio"/> Yes <input type="radio"/> No If "Yes", give date of Absolute Discharge- YY/MM/DD: _____			
Do you presently have an outstanding Canada Student Loan and/or Provincial or Territorial Student Loan from any other Province or Territory? <input type="radio"/> Yes <input type="radio"/> No If "Yes", from where? _____ Outstanding amount? _____			
Have you received Postsecondary Education (PE) benefits in the past 3 years? <input type="radio"/> Yes <input type="radio"/> No			

Place a dash or line through boxes that do not apply to you.

2 STUDENT CATEGORY AND TYPE OF ASSISTANCE

Indicate your student category by checking the circle in front of the appropriate category

Northern Indigenous Aboriginal Resident

You must provide: Treaty Card Registry Number _____

Land Claim Beneficiary Number and **FORM F**, if not already on file _____

Métis Local Number and **FORM F**, if not already on file _____

Check off what assistance you are applying for:

- Basic Grant
 Supplementary Grant **or** Remissible Loan
 Repayable Loan
 Study Grants for Students with Permanent Disabilities – A completed Disability Assessment Form must be on file
 COVID-19 Technology Grant **and/or** COVID-19 Support Grant

Northern Resident – Schooled in the NWT

Provide years of elementary and secondary schooling

From YY/MM	To YY/MM	Grades Completed	Community and Territory/Province	If you lived outside of the NWT but qualified as ordinarily resident, explain:
		to		
		to		
		to		
		to		
		to		

itory - Place a dash or line through boxes that do not apply to you.

Housing

What are some options?

Residence dorms,
Off-campus,
Apartments,
Shared houses,
Housing for Indigenous
Students.

How do you choose?

Cost
Availability,
Living alone,
Roommates,
Building community,
Location.


Campus Life

How to build a community

Where to get help

Some things campus can offer

- ❖ Indigenous Student Centers
- ❖ Clubs and activities
- ❖ Fitness and athletics
- ❖ Travel Opportunities
- ❖ Events



How we can help

Knowledge, Preparedness, & Academics

tutoring, peer mentors, goal setting, career and program planning, and course selection

Budget & Finance

navigating funding and filling out applications, paying application fees, budgeting training and tools, advocacy for emergency funds*

Northern Compass

accessing resources on campus and territorial health and mental health services.

Health & Wellness

connecting to a network of Northern students currently in school, weekly social events, cultural activities.

Social, Land, & Culture

*Please note: Northern Compass is not a funding program. We do not offer scholarships or bursaries. We can, however, help you access existing funding resources, such as SFA, FANS, UCEP, ISETS, Indspire and others.

Support while in school from Northern Compass



- Tutoring & Study Coach
 - Regular check-ins from staff
 - Monthly social events
 - Northern-specific cultural activities
 - Workshops and info sessions
 - School supplies
 - Navigating funding apps & paying app fees
 - Peer Mentoring Program
-

Tutoring

Available now to all high school
and PSE students

Signup at www.nya.ca/tutors

- ❖ Feel more confident with academics
 - ❖ Improve your grades
 - ❖ Build good habits
 - ❖ Get help with assignments
 - ❖ Learn how to study
 - ❖ Get one-on-one or group help
 - ❖ Improve your time management
-

Reach out any time!

NorthernCompass@nya.ca

1.866.212.2307

Facebook & Instagram @NorthernCompassTeam

www.NorthernCompass.org